






Brochure Design by Nexus Creative 01905 821919 www.nexusd.com



the collections

make choosing a door a simple pleasure



Due to our policy of continuous development, we reserve the right to alter specifications without prior notice. All glass units are manufactured in accordance with EN1279.

However, only units manufactured by GBW Panels Ltd are covered by the Kitemark scheme. Fantasia and Worcester designs contain textured finishes which negate the need for a patterned backing glass. These units are only available with clear backing glass and customers are advised that these textures are not matched to Pilkington patterned glasses.

Forte designs contain patterned glass in the centre pane of a triple glazed unit, backed with clear glass on both outer faces. These designs do not allow the substitution of any patterned backing glass.

Etched and Bevel designs are screen printed onto the surface of the glass, and contain within them frosted, opaque and patterned finishes, and are backed with clear glass only.



The Collections - make choosing a door a simple pleasure

This brochure offers the most comprehensive range of maintenance free doors you will find anywhere.

Divided into clear collections with clarity of pricing, allows for a certain ease in selecting what is important to you.



INDEX

F THE FORTE COLLECTION	PAGE 3
W THE WORCESTER COLLECTION	PAGE 4
F THE FANTASIA COLLECTION	PAGE 5
THE ETCHED AND BEVELLED COLLECTION	PAGE 6
THE GLASS BEVELS COLLECTION	PAGE 7
THE COLOURED FILMS COLLECTION	PAGE 8
THE DIAMOND LEADS COLLECTION	PAGE 9
THE GEORGIAN BARS COLLECTION	PAGE 10
THE CLEAR/OBSCURE COLLECTION	PAGE 11
THE SOLID DOOR COLLECTION	PAGE 12
SIDE PANELS	PAGE 13
HALFS AND CONSERVATORY PANELS	PAGE 14
THE INVERTED PANELS COLLECTION	PAGE 15
COLOUR FINISHES	PAGE 16
FURNITURE AND GLASS CHOICES	PAGE 17
PANEL CORES AND DIMENSIONS	PAGE 18 / 19

PRICE Codes

Door price codes



Increase in value →

Side Panel price codes



Increase in value →

- F** Forte
- W** Worcester
- F** Fantasia

DOOR Description

Side panel price code



Door panel price code

Glass name

Door name

The Ultimate Choice... Triple glazed exclusive designs, deep glass bevels, and crafted traditional leadwork combine to bring you Forte.



The triple glazed units shown within this range contain textured finishes that do not allow the choice of patterned backing glass.

The Worcester Collection

A modern technological development of applying resins to glass provides for a rigid design with high UV protection.



The resin bevel glass units shown within this range contain textured finishes that do not allow the choice of patterned backing glass.

The Fantasia Collection

A popular favourite. Clear, crisp lines, stunning textures, and exclusive designs...it's easy to see why!



The resin bevel glass units shown within this range contain textured finishes that do not allow the choice of patterned backing glass.

The Etched & Bevelled Collection

An etched effect is applied to the surface of the glass providing a level of obscurity. Bevels enhance the classical design.




FLINTSHIRE FP2 G506



CHESHIRE CP2 G602



HAMPSHIRE HP2 G605



BERKSHIRE BP3 G503



ESSEX EP2 G604



BERKSHIRE BP2 G501



HAMPSHIRE HP2 G46



ESSEX EP2 G403



CHESHIRE CP2 G402

(Available with side panel CT2 G402)

A top quality product range incorporating classical designs of lead and glass bevels.

The Glass Bevel Collection



DERBYSIRE DP2 G404 (Available with side panel DT2 G404)



BERKSHIRE BP2 G48



BERKSHIRE BP3 401



ULSTER UP2 G48 + US2 - G48



ULSTER UP2 G405 + US2 G405

When choosing these panels the backing glass will be clear.

The Coloured Film Collection

Combining natural leading with coloured films produces elegant yet professional door finishes



ULSTER LP2 G412 (Available with side panel US2 G412)



AYRSHIRE AP2 G408



ESSEX EP2 G62



ESSEX EP2 EIRD



BERKSHIRE BP3 G62



CHESHIRE CP2 G62



DERBYSHIRE DP2 409 BLUE



DERBYSHIRE DP2 410 RED

(Available with side panel DT2 410 RED)



LANCASHIRE LP2 G54

Standard lead is 6mm. Lead will naturally oxidize.

The Diamond Lead Collection

An authentic recreation of a bygone era.



AYRSHIRE Diamond Lead AP2 GO2D



NOVELLO Diamond Lead NV2 GO2D



ESSEX Diamond Lead EP2 GO2D



BERKSHIRE Diamond Lead BP3 GO2D



HAMPSHIRE Diamond Lead HP2 GO2D



FLINT Diamond Lead FP2 GO2D



OXFORDSHIRE Diamond Lead OP2 GO2D



VIVALDI Diamond Lead VV2 GO2D



BERKSHIRE Diamond Lead BP4 GO2D + BT4 GO2D



DERBYSHIRE Diamond Lead DP2 GO2D + DT2 GO2D



CHESHIRE Diamond Lead CP2 GO2D + CT2 GO2D



GLOUCESTERSHIRE Diamond Lead GP4 + GT4 GO2D



ULSTER Diamond Lead LP2 + US2 GO2D

9mm oval leads used. Lead will naturally oxidize. Standard backing glass available. Clear/Minster/Cotswold/Stippolyte or Chinchilla. See range of side panels on page 13.

The Georgian Bar Collection

The perfect compliment to your new windows.




The Clear/Obscure Collection

Simplicity without compromising elegance.



A Combination of Strength, Style & Security.



Designed to compliment the normal panel doors in a large entrance

***Notes**

1. All available with G01 clear or patterned glass.
2. Berkshire available with GO2D, GO2B, G48 and G401 glass.
3. Cheshire available with G02B, G02D and G402 glass.
4. Derby available with G02B, G02D, G404 and G410 glass.
5. Ulster available with GO2D, GO2B, G48, G405, G412, G606, Finesse, Ultima and Serenade glass.
6. Gloucester available with GO2D, GO2B and G48 glass.
7. Ulster panel - maximum width is 450mm.

Examples of side panel combinations



Half Panels

Ideal for doors used at the rear of the property or on a porch


* Available as triples or doubles



Conservatory Panels

Delivering a traditional look, especially for porches and conservatories

Ω To be purchased in pairs



The Quarter Panels

Delivering a traditional look, especially for porches and conservatories

Ω To be purchased in pairs



The Inverted Panels Collection

Approaching the traditional look of timber doors, which can be further enhanced if coloured foils are used.



*These designs are available in all sections where the same style exists with convex mouldings. Must always be reinforced.

HALFS AND CONSERVATORY PANELS

INVERTED PANEL COLLECTION

Colour Finishes

Utilising the Hornschuch 'Coolfoil' product to improve product stability




ROSEWOOD

GOLDEN OAK

MAHOGANY

Special Order Colours



BROWN OAK

DARK OAK

IRISH OAK

BLACK

CREAM

ANTHRACITE

WHITE TEXTURED

Letterplates



GOLD

BLACK

CHROME

WHITE

SILVER

Numbers



BRASS

BLACK

CHROME

WHITE

Um Knocker



GOLD

BLACK

CHROME

WHITE

Slimline Knockers



GOLD

BLACK

CHROME

WHITE

Lionhead Knockers



GOLD

BLACK

Viewers



GOLD

CHROME

Standard Options



CT

ST

CHINCHILLA

MN

Patterned Glass Special Options



SYCAMORE

AUTUMN

MAYFLOWER

CONTORA

PELERINE

OAK

FLORIELLE


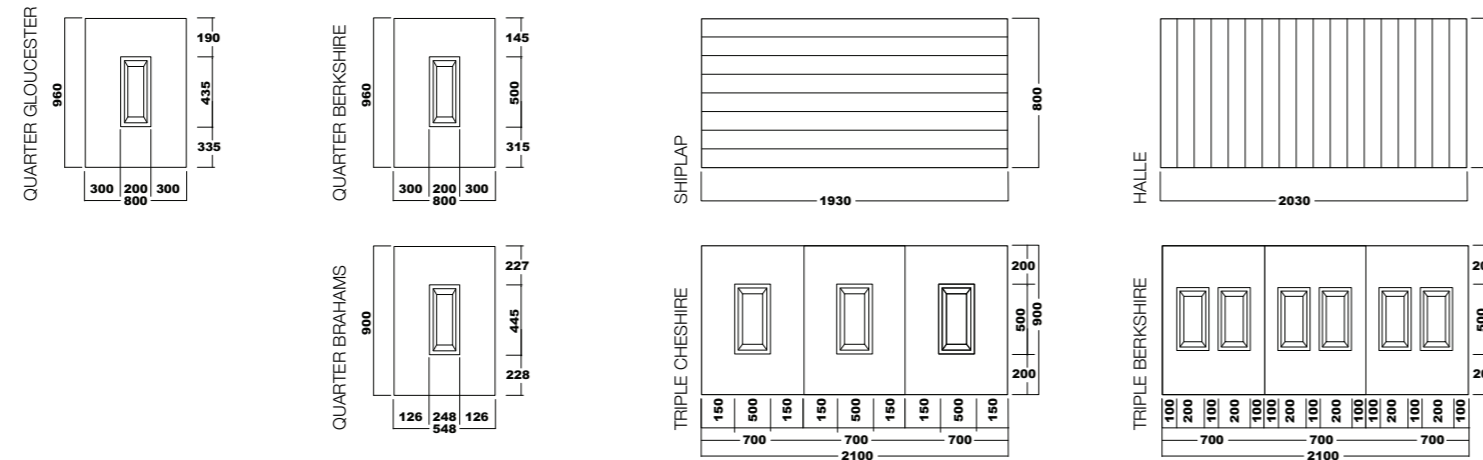
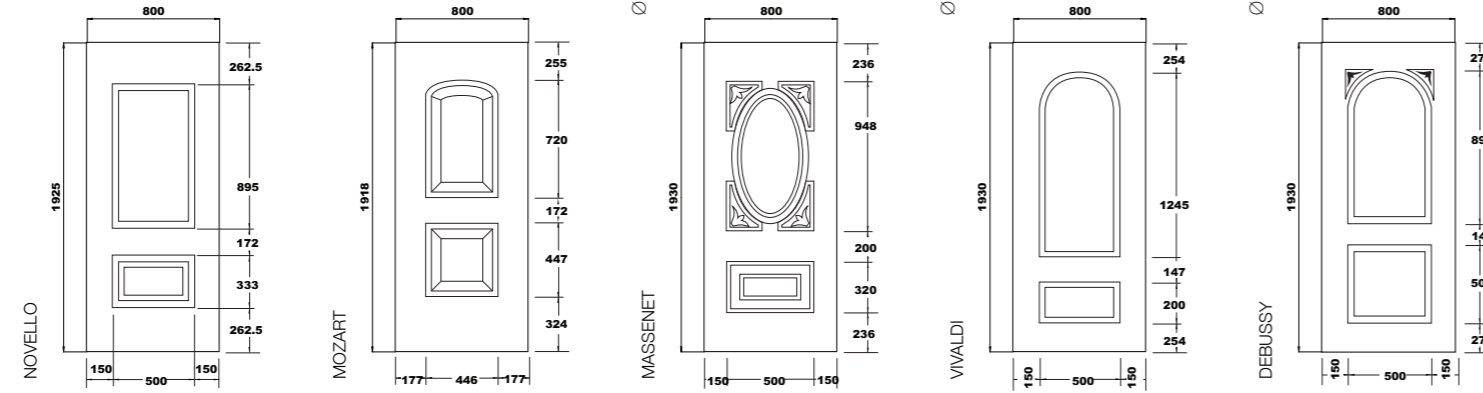
TAFFETA

*Notes

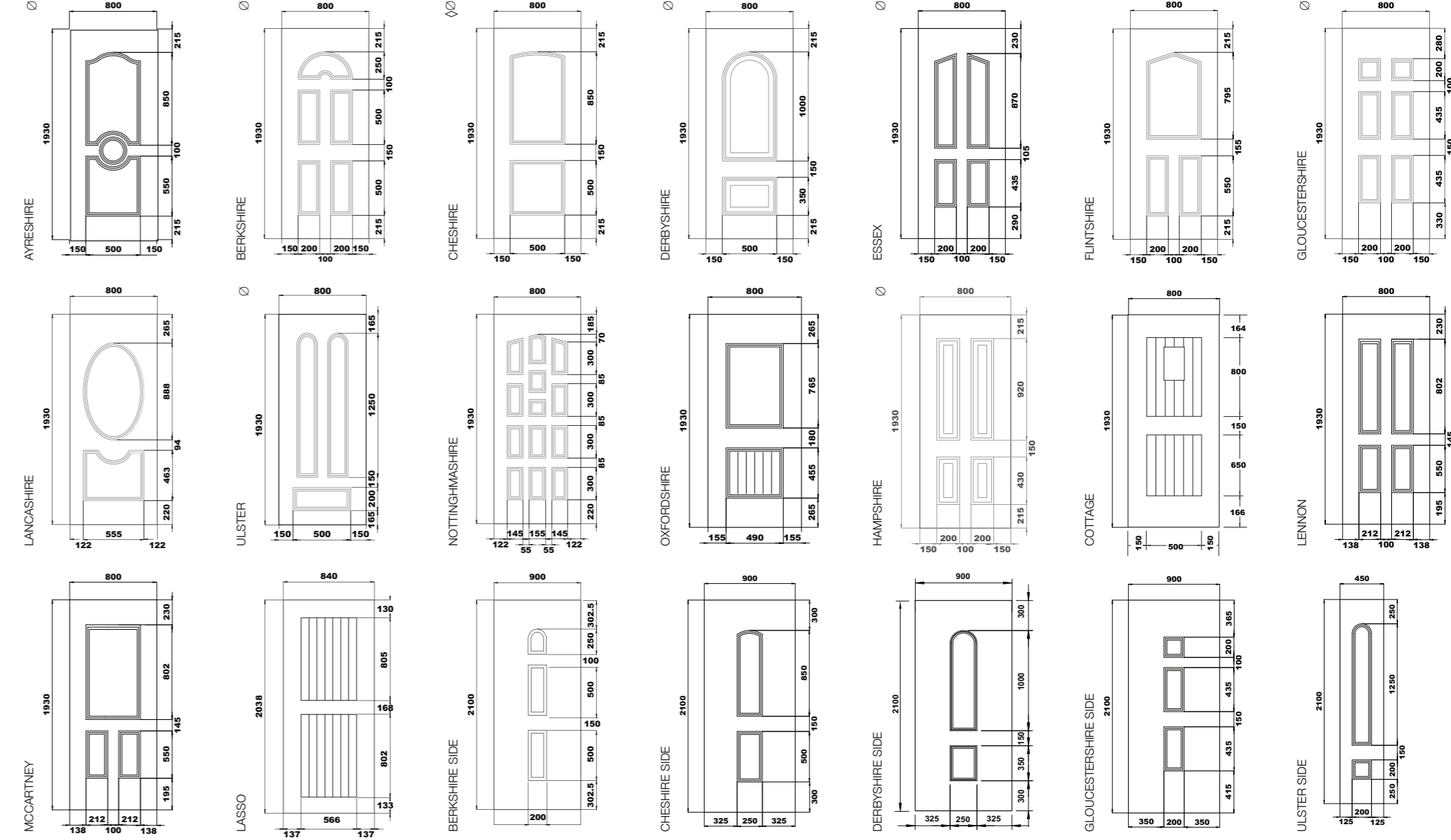
1. All door skins can be classified as flame retardant material under group B1, in accordance to DIN4102 Part 1.
2. Core foam materials are HCFC free and contain a fire retardant additive.
3. Due to limitations of the print process all photographs are considered to be only a representation of the actual product.
4. Due to a policy of continuous development, we reserve the right to change any of the patterns or designs without prior notice.

FURNITURE OPTIONS AND GLASS CHOICES

Panel Dimensions



∅ These panels also available in Euro size 2100mm x 900mm.
 ◇ This panel is available with a moulding width of 470mm but only in standard size and with limited glazing options.



Panel Dimensions

PANEL CORES AND DIMENSIONS

Panel Cores

PANEL DIMENSIONS